



UTILITY DEFENDERS

Logo and character guidelines



Utility Defenders logo guidelines

Logos are the visual signature of your brand and influence how your audience feels about your product or service. Consistent logo usage communicates your brand's authority. To preserve the integrity of the Utility Defenders logo, please follow these guidelines as determined by the Creative Team.

By reading this, you indicate your acceptance of our brand requirements and understand that a violation of these guidelines will result in the termination of use permissions.

Utility Defenders logo


Use only the approved, unaltered version of the Utility Defenders logo.



Monotone logos

Aside from the logo, the colors are the most identifiable elements of the Utility Defenders logo. Use the colored logo (p. 1) whenever possible. Use monotone logos only under the following conditions:

- 1) When color is not an option or is too expensive to print.
- 2) When making embroidered labels on branded merchandise.
- 3) When the full-color logo is too hard to read (i.e. over busy photography).



Monotone black

Monotone white

Spacing

Always present the logo with at least one letter of space on each side, top and bottom.

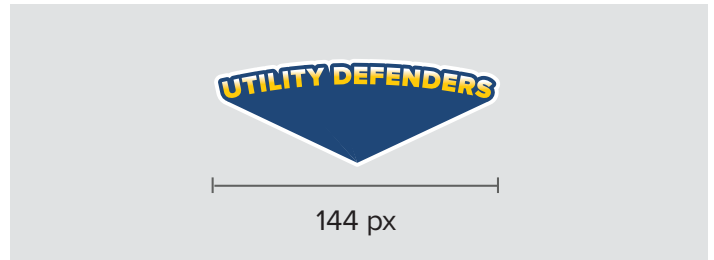
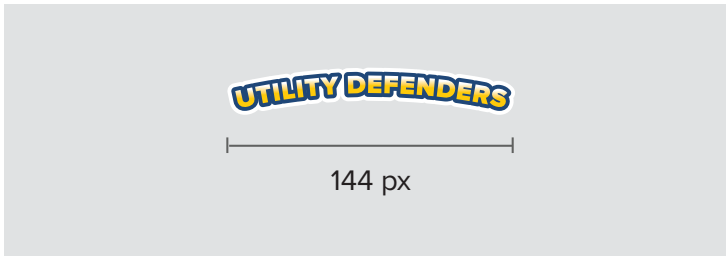


Minimum size

Preserving the logo's legibility in both print and digital formats is important.

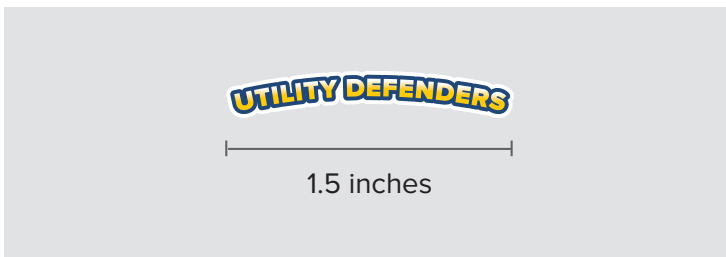
Digital

Do not make the logo smaller than 144px in width.



Print

Do not make the logo smaller than 1.5" in width.



Correct Logo Use

- Do use only the approved, unaltered versions of the logo.
- Do reach out to the Creative Team if you don't have the correct file or file type.
- Do remember when scaling (enlarging or reducing) the logo, to always make sure that the shift key is held to maintain the original proportions of the logo.

Incorrect Logo Use

- Don't re-create the logo.
- Don't use the logo within text or layered over text.
- Don't combine the logo with any other marks, graphic elements or words, except as specified.
- Don't outline the logo.
- Don't alter the logo, except to enlarge or reduce it proportionally by holding the Shift key.



X Don't stretch or squeeze it



X Don't rotate it



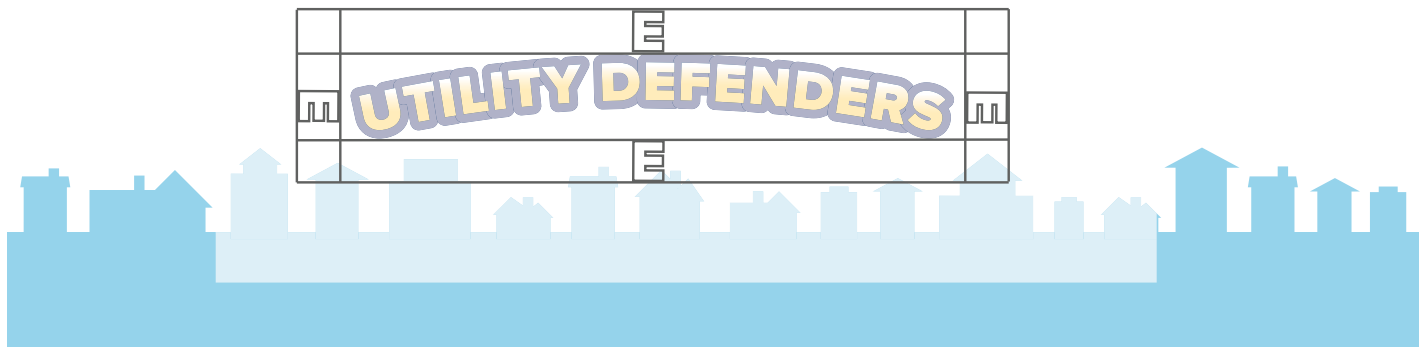
X Don't use with a background full of letters



X Don't change the color or overlay the logo with any color.


Spacing

You may change the scale of the houses outline as needed, but always leave at least a half letter's worth of space between the houses and Utility Defenders shadow logo. The logo sides and top should maintain a full letter's worth of space.



Utility Defenders color palette

Zap



<p>HEX #D22730 PMS 1795 C RGB 210, 39, 48 CMYK 0%, 96%, 82%, 1%</p>	Suit color
<p>HEX #FFCA06 PMS Yellow 012 C RGB 255, 202, 6 CMYK 0%, 21%, 98%, 0%</p>	Hair & cape color
<p>HEX #E2E2E2 PMS Cool Gray 1 C RGB 226, 226, 226 CMYK 0%, 0%, 0%, 11%</p>	Accessories color
<p>HEX #FCC9AD PMS 162 C RGB 250, 195, 168 CMYK 0%, 25%, 35%, 0%</p>	Skin color
<p>HEX #D3A62A PMS 117 C RGB 211, 166, 42 CMYK 0%, 18%, 66%, 17%</p>	Cape color - Inside

<p>HEX #FEDB00 PMS 108 C RGB 254, 219, 0 CMYK 0%, 2%, 99%, 0%</p>	Suit color
<p>HEX #000000 PMS Black 6 C RGB 0, 0, 0 CMYK 0%, 0%, 0%, 100%</p>	Hair color
<p>HEX #AB5C33 PMS 7566 C RGB 171, 92, 51 CMYK 21%, 75%, 100%, 10%</p>	Skin color
<p>HEX #2A4879 PMS 301 C RGB 42, 72, 121 CMYK 31%, 19%, 0%, 53%</p>	Cape color - Inside
<p>HEX #6BB9E5 PMS 2915 C RGB 107, 185, 229 CMYK 48%, 17%, 0%, 10%</p>	Cape color
<p>HEX #E2E2E2 PMS Cool Gray 1 C RGB 226, 226, 226 CMYK 0%, 0%, 0%, 11%</p>	Accessories color

Vapora




Marina



<p>HEX #0085CA PMS Process Blue C RGB 0, 133, 202 CMYK 100%, 15%, 0%, 6%</p>	Suit color
<p>HEX #FFE284 PMS 1215 C RGB 255, 226, 132 CMYK 0%, 11%, 48%, 0%</p>	Hair color
<p>HEX #F7D9C9 PMS 7422 C RGB 247, 217, 101 CMYK 0%, 17%, 18%, 0%</p>	Skin color
<p>HEX #DA1984 PMS 219 C RGB 218, 25, 132 CMYK 0%, 95%, 0%, 0%</p>	Cape & hair band color
<p>HEX #E6ACCE PMS 672 C RGB 230, 172, 206 CMYK 0%, 23%, 9%, 10%</p>	Cape color - Inside
<p>HEX #E2E2E2 PMS Cool Gray 1 C RGB 226, 226, 226 CMYK 0%, 0%, 0%, 11%</p>	Accessories color

<p>HEX #007749 PMS 3415 C RGB 0, 119, 73 CMYK 100%, 0%, 85%, 29%</p>	Suit color
<p>HEX #000000 PMS Black 6 C RGB 0, 0, 0 CMYK 0%, 0%, 0%, 100%</p>	Hair color
<p>HEX #E2E2E2 PMS Cool Gray 1 C RGB 226, 226, 226 CMYK 0%, 0%, 0%, 11%</p>	Accessories color
<p>HEX #E5BF91 PMS 155 C RGB 229, 191, 145 CMYK 7%, 26%, 50%, 0%</p>	Skin color
<p>HEX #10492E PMS 7729 C RGB 16, 73, 46 CMYK 22%, 0%, 11%, 71%</p>	Cape color

Bio-Boy



Signal

<p>HEX #ED8B00 PMS 144 C RGB 237, 139, 0 CMYK 0%, 49%, 100%, 0%</p>	Suit color
<p>HEX #000000 PMS Black 6 C RGB 0, 0, 0 CMYK 0%, 0%, 0%, 100%</p>	Hair color
<p>HEX #D8A17C PMS 7411 C RGB 216, 161, 124 CMYK 10%, 42%, 57%, 0%</p>	Skin color
<p>HEX #7D62AB PMS 2665 C RGB 125, 98, 171 CMYK 55%, 72%, 0%, 33%</p>	Cape color
<p>HEX #3E2B72 PMS 2617 C RGB 62, 143, 114 CMYK 20%, 28%, 0%, 55%</p>	Cape color - Inside
<p>HEX #E2E2E2 PMS Cool Gray 1 C RGB 226, 226, 226 CMYK 0%, 0%, 0%, 11%</p>	Accessories color



Mixy



<p>HEX #AD1AAC PMS PMS 253 RGB 173, 26, 172 CMYK 40%, 95%, 0%, 0%</p>	Suit color
<p>HEX #302723 PMS 1215 C RGB 48, 39, 35 CMYK 61%, 66%, 68%, 69%</p>	Hair color
<p>HEX #3EC5D7 PMS 2198 C RGB 62, 197, 215 CMYK 73%, 0%, 18%, 0%</p>	Cape color
<p>HEX #2D9AA2 PMS 7459 C RGB 45, 154, 162 CMYK 86%, 16%, 38%, 0%</p>	Cape color - inside
<p>HEX #EEC6AB PMS 474 C RGB 238, 198, 171 CMYK 2%, 25%, 32%, 0%</p>	Skin color
<p>HEX #E2E2E2 PMS Cool Gray 1 C RGB 226, 226, 226 CMYK 0%, 0%, 0%, 11%</p>	Accessories color

Dora



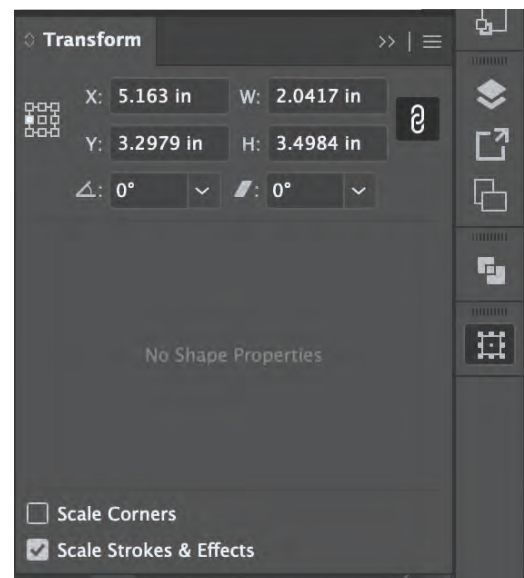
HEX	#E2E2E2				
PMS	Cool Gray 1 C				
RGB	226, 226, 226				
CMYK	0%, 0%, 0%, 11%				Suit color
HEX	#744637				
PMS	1545 C				
RGB	116, 70, 55				
CMYK	0%, 18%, 24%, 55%				Accessories color & hair color 3
HEX	#F3C9B0				
PMS	712 C				
RGB	252, 201, 173				
CMYK	0%, 25%, 30%, 1%				Skin color
HEX	#9D1C1F				
PMS	7627 C				
RGB	157, 28, 31				
CMYK	0%, 51%, 49%, 38%				Hair color - 1
HEX	#D22730	RGB	210, 39, 48		
PMS	1795 C	CMYK	0%, 96%, 82%, 1%		Hair color - 2
HEX	#D88488	RGB	216, 132, 136		
PMS	493 C	CMYK	0%, 33%, 31%, 15%		Glasses reflection

Correct Character Use

- Do use only the approved, unaltered versions of the Utility Defenders characters.
- Do reach out to the Creative Team if you don't have the correct file or file type.
- Do remember when scaling (enlarging or reducing) the character, to always make sure that the Shift key is held to maintain the original proportions of the character.
- Do check the **Scale Strokes & Effects** feature in the Window > Transform palette.


Incorrect Character Use

- Don't re-create the characters.
- Don't alter the characters, except to enlarge or reduce it proportionally by holding the shift key.
- Don't use the character with potentially dangerous item or within any scenarios that are not safe for children.
- Don't combine the characters with any other graphic elements or words except as specified.






X Don't put kid characters in dangerous situations.



X Don't add shadows on the characters.



X Don't use with a background with same similar colors to the characters.



X Don't change the color or overlay the characters with any color except as specified.




X Don't use characters in any context that is inappropriate for children.




X Don't put characters on textured or overly busy backgrounds.




X Don't cut off the characters' faces.



X Don't recolor the characters.



X Don't use a character as a pattern



X Don't make the characters semi-transparent.

Utility-Defenders.com
Follow us @TheUtilityDefenders

© 2022 One Call Concepts, Inc. All rights reserved.

**This booklet or any portion thereof may not be reproduced, redistributed, transmitted or
utilized in any manner or any medium whatsoever
without the express written permission of One Call Concepts, Inc.
For permission requests, email info@utility-defenders.com.**

**One Call Concepts, Inc.
7223 Parkway Drive Suite 210 Hanover, MD 21076
occinc.com**